



Workshop Compressors

EUROCOMP Series

Flow rate 112 to 1000 l/min

Maximum gauge pressure 10 and 15 bar

EUROCOMP series

EUROCOMP – Tough compressors for tough jobs

Compact, durable and flexible, KAESER's EUROCOMP series of stationary reciprocating compressors have successfully served the trades and industrial sectors for many years. The choice of horizontal, vertical or free-standing air receivers means these powerful all-rounders can be installed in any location, even in the smallest of workshops.

Low compressed air temperatures

Featuring numerous cooling fins, additional cooling pins in the compressed air outlet and a large fan wheel, the highly efficient cooling system fitted to EUROCOMP reciprocating compressors serves to maintain low oil and compressed air temperatures. This enhances the efficiency, availability and service life of the compressor and connected air tools. The special shape of the ring-profile aluminium aftercooler also ensures effective protection against accidental contact.

Maintenance-free transmission

The drive motor and compressor block are directly connected. As a result, the drive is both loss- and maintenance-free. Low speeds ensure greater efficiency whilst extending the service life of all moving parts.



Double vibration damping

Reciprocating compressors from KAESER's EUROCOMP series are equipped with double vibration damping as standard. This largely neutralises the effects of moving parts, thereby ensuring that sound level remains low and no vibrations are transmitted to the foundation.

Sound insulation available

Already low thanks to vibration damping and low-speed operation, the sound level emitted by EUROCOMP series reciprocating compressors can be reduced even further if required – by up to 10 dB(A) – with the aid of a highly effective sound enclosure. This is available both as a factory-fitted option and for retrofit.


Made in Germany

All key components in KAESER's EUROCOMP series reciprocating compressors, including the compressor block and electric drive motor, are made in Germany to the very highest quality standards. As a result, users benefit from greater system performance and considerably extended compressor service life. EUROCOMP compressors are designed and built to provide many years of dependable service in tough workshop environments.

High-quality components
for a long service life



Image: EPC 550-2-350



**Precision in
every detail**



Image: EPC 1000-2-500

EUROCOMP series



KAESER-quality compressor block

Constructed in-house from premium-grade materials, each compressor block from KAESER KOMPRESSOREN is meticulously machined and assembled to ensure outstanding performance, efficiency and durability.



Highly efficient cooling

Featuring numerous cooling fins, additional cooling pins in the compressed air outlet and a large fan wheel, the highly efficient cooling system fitted to EUROCOMP reciprocating compressors serves to maintain low oil and compressed air temperatures, thereby enhancing availability and extending service life.



Corrosion-resistant valves

The valves in EUROCOMP compressors are equipped with lift limiters and stainless steel valve reeds. This enhances heat dissipation and prevents the formation of oil carbonisation. Furthermore, the sealing performance of the valves, as well as their lifespan, are significantly extended as a result.



Made in Germany

All key components, including the compressor block and electric drive motor, are made in Germany to the very highest quality standards. KAESER's EUROCOMP compressors are designed to provide many years of reliable service and to ensure a dependable supply of quality compressed air.

The perfect solution for every application

Image: EPC 1000-2-500



Image: EPC 1500-500



Image: EPC 1500-500



Image: EPC 1000-2-500



Version: Horizontal

EUROCOMP versions featuring a horizontal air receiver are particularly popular for workshop applications.



Version: Vertical

The space-saving version features a vertical air receiver. All air receivers up to 350 l – whether configured horizontally or vertically – feature a corrosion-resistant internal coating.



Version: Base-mounted

Perfect as replacement parts or for connection to systems where an existing air receiver is available, base-mounted versions are also available for stand-alone use.



Optional sound enclosure

Highly effective sound enclosures can be factory-fitted to EUROCOMP reciprocating compressors if desired. They are also available as retrofit kits for quick and easy installation at the user-end.

Application examples



Image: EPC 1500-500



Compressed air for service stations

(With workshop and/or car wash)

Ensure a safe, clean journey

Whether for tyre inflation equipment or car-washing systems, EUROCOMP reciprocating compressors are perfect partners for any service station.



Automotive workshops

(For torque wrenches, tyre inflation, hydraulic ramps, paint spraying)

Workshop professionals

EUROCOMP reciprocating compressors are designed to withstand even the most rigorous demands. No matter whether powering torque wrenches, paint-spraying applications or tyre inflation equipment, these high-performance all-rounders are suitable for any task.




Smaller industrial enterprises with up to 20 employees for pneumatic applications

(Air tools and pneumatic drives)

The work air specialist

EUROCOMP reciprocating compressors are perfect for smaller industrial enterprises. Whether powering air tools or pneumatic drives, the right pressure is always available whenever you need it.



Coating systems

(Paint spraying, lacquering, powder coating)

Perfectly coated

Paint spraying, lacquering or powder coating? No problem! EUROCOMP reciprocating compressors provide you with the performance you need.



Trades applications

(Air tools in woodworking or metal fabrication)

Compressed air for your trade

Whether for woodworking or metalworking applications, EUROCOMP compressors bring out the best from your air tools.

► Depending on the type of application, special treatment may be necessary to guarantee the required compressed air quality.



EUROCOMP – Quality at a glance

The exceptional quality of KAESER products is achieved by using the very best materials and components available. This statement is as true for EUROCOMP workshop compressors as it is for all other compressor models in the KAESER product range; the selection of high-quality components at every stage of the manufacturing process ensures a high-quality end product.

- 1) Intake air filter with silencer
- 2) Reciprocating compressor block
- 3) Drive motor with maintenance-free 1:1 direct drive
- 4) Fan with fan guard
- 5) Pressure switch
- 6) Pressure gauge with pressure display
- 7) Safety valve

- 8) Air receiver
- 9) Oil filler port with ventilation
- 10) Oil drain plug
- 11) Oil level sight glass
- 12) Double vibration damping
- 13) Compressed air aftercooler
- 14) Compressed air outlet
- 15) Test flange
- 16) Condensate drain
- 17) Nameplate
- 18) Intercooler

The benefits



The best choice for low compressed air demand

Many workshop operations only require compressed air intermittently, rather than on a continuous basis. For such cases, EUROCOMP series reciprocating compressors are the ideal choice. They operate only for as long as compressed air is actually required, before switching back off again – this saves energy and therefore costs.



Trouble-free and long-lasting

Meticulous construction using the highest-quality materials ensures reliable operation and long maintenance intervals, thereby guaranteeing you complete peace of mind when it comes to your compressed air supply.



Energy cost savings

EUROCOMP series compressors are equipped with 1:1 direct drive. This means that virtually no energy losses are incurred between the drive motor and compressor.

Equipment

Reciprocating compressor block + motor

- Air-cooled compressor block with oil-ring lubrication (oil-injection lubrication up to 2.4 kW)
- Intake air filter with silencer
- Aluminium cylinder heads and additional cooling pipes for maximum heat dissipation
- Oil filler port, ventilation, oil drain plug and oil level sight glass




- Multi-chamber aluminium ring cooler doubles as fan guard (3 kW models upwards)
- Directly coupled motor and compressor block
- Compressor, motor and air receiver equipped with anti-vibration mounts and flexible pressure hose for vibration isolation
- Low-noise, corrosion-resistant reed valves
- Integrated axial fan for cooling compressor and motor
- 4-pole motor, 1500 rpm, three-phase 400 V / 3 Ph / 50 Hz
- IP 54 protection, B 15 construction

Options

- Sound enclosure
- Operating hours counter
- Fault message contact
- Air receiver with integrated automatic/electronic condensate drain
- Bolt-down machine feet
- Food-grade or synthetic oil
- 3 m or 5 m connection cable, with/without CE connector
- Oil level monitoring with automatic shutdown



Options



Star-delta starter

Control cabinet with automatic star-delta contactor combination. Dust- and water-resistant to IP 54. With operating hours counter and KAESER CONTROL monitoring module (required for 5.5 kW motors and higher).

Electronic condensate drain

Level-controlled ECO-DRAIN condensate drain. Complete set for installation on air receiver; all necessary parts and fittings included.

KAESER-DRAIN condensate drain

The economical, automatic KAESER-DRAIN condensate drain for reciprocating compressors uses compressed air remaining in the system upon shutdown to drain the condensate. The version for EPC compressors also offers the choice of manual operation for simple functional testing.

Refrigeration dryer

Additional compressed air drying is essential to avoid production downtime and interruptions, as well as to minimise costly maintenance and repair work. KAESER compressed air dryers represent the perfect addition to EUROCOMP reciprocating compressors.

Air receiver

Vertically configured air receivers are used for EUROCOMP base-mounted compressors. The coating ensures optimal corrosion resistance. KAESER air receivers are designed in accordance with AD 2000 for long inspection intervals.



Technical data

EUROCOMP – Versions with horizontal air receiver

		Single-stage, 10 bar								Two-stage, 15 bar				
		EPC 340-100)	EPC 440-100)	EPC 630-100)	EPC 630-250	EPC 840-100)	EPC 840-250	EPC 1100- 500	EPC 1500- 500	EPC 230-2- 100	EPC 420-2- 250	EPC 550-2- 250	EPC 750-2- 500	EPC 1000-2- 500
Flow rate ¹⁾ at 6 bar	l/min	195	280	410		590		750	1000	–	–	–	–	–
Flow rate ¹⁾ at 8 bar	l/min	170	260	375		530		690	900	192	344	460	620	836
Flow rate ¹⁾ at 12 bar	l/min	–	–	–		–		–	–	188	336	450	610	820
Air receiver volume	l	90		90	250	90	250	500	500	90	250	250	500	500
Internally coated air receiver		●	●	●	●	●	●	–	–	●	●	●	–	–
Compressor block shaft power 2) 400 V	kW	1.7	2.4	3.0		4.0		5.5	7.5	1.7	3.0	4.0	5.5	7.5
Number of cylinders		1	2	2		2		2	2	2	2	2	2	2
Sound pressure level ³⁾	dB(A)	73	72	75	76	77		79	80	70	75	78	75	80
Width	mm	1120	1130	1150	1540	1150	1590	1970		1140	1540	1590	1970	1970
Depth	mm	350	500	570		600		720	770	440	570	600	790	810
Height	mm	910	870	950	1130	960	1140	1300	1330	870	1210	1210	1330	1340
Weight	kg	73	89	95	166	100	165	235	245	90	175	180	280	285
Versions with sound enclosure:														
Sound pressure level ³⁾	dB(A)	64	66	67		69		70	72	64	69	68	70	72
Width	mm	1150		1150	1540	1150	1580	1970		1180	1540	1590	1970	
Depth	mm	470		610		610		760		470	610		760	
Height	mm	1010	1020	1090	1270	1090	1270	1410	1410	1010	1270	1250	1410	
Weight	kg	123	125	155	230	160	230	345	352	130	245	247	444	447

EUROCOMP – Base-mounted compressors (without air receiver)

		Single-stage, 10 bar						Two-stage, 15 bar					
		EPC 340-G	EPC 440-G	EPC 630-G	EPC 840-G	EPC 1100-G	EPC 1500-G	EPC 150-2-G	EPC 230-2-G	EPC 420-2-G	EPC 550-2-G	EPC 750-2-G	EPC 1000-2-G
Flow rate ¹⁾ at 6 bar	l/min	195	280	410	590	750	1000	–	–	–	–	–	–
Flow rate ¹⁾ at 8 bar	l/min	170	260	375	530	690	900	116	192	344	460	620	836
Flow rate ¹⁾ at 12 bar	l/min	–	–	–	–	–	–	112	188	336	450	610	820
Compressor block shaft power ²⁾ 400 V	kW	1.7	2.4	3.0	4.0	5.5	7.5	1.1	1.7	3.0	4.0	5.5	7.5
Number of cylinders		1	2	2	2	2	2	2	2	2	2	2	2
Sound pressure level ³⁾	dB(A)	79	74	75	78	79	80	74	71	74	75	80	79
Width	mm	520	520	630	630	800	810	510	520	640	640	800	800
Depth	mm	330	500	570	590	700	800	430	440	570	600	670	720
Height	mm	510	440	540	550	610	650	440	440	580	610	630	650
Weight	kg	40	50	70	70	100	130	40	45	70	95	125	135
Control and connection components		○	○	○	○	○	○	○	○	○	○	○	○
Versions with sound enclosure:													
Sound pressure level ³⁾	dB(A)	66	66	67	72	70	74	59	62	67	68	70	72
Width	mm	810		920		1090		810		920		1090	
Depth	mm	470		610		730		470		610		730	
Height	mm	620	640	730		800		640		730		800	
Weight	kg	95	100	130		240	260	95	100	160	170	265	270

Option / without hose line ○
Standard ●

EUROCOMP – Versions with vertical air receiver

		Single-stage, 10 bar			Two-stage, 15 bar					
		EPC 440-250	EPC 630-250	EPC 840-250	EPC 230-2-250	EPC 420-2-250	EPC 550-2-250	EPC 550-2-350	EPC 750-2-500	EPC 1000-2-500
Flow rate ¹⁾ at 6 bar	l/min	280	410	590	–	–	–		–	–
Flow rate ¹⁾ at 8 bar	l/min	260	375	530	192	344	460		620	836
Flow rate ¹⁾ at 12 bar	l/min	–	–	–	188	336	450		610	820
Air receiver volume	l	250	250	250	250	250	250	350	500	500
Internally coated air receiver		●	●	●	●	●	●	●	–	–
Compressor block shaft power ²⁾ 400 V	kW	2.4	3.0	4.0	1.7	3.0	4.0		5.5	7.5
Number of cylinders		2	2	2	2	2	2		2	2
Sound pressure level ³⁾	dB(A)	76	75	78	72	73	78	76	80	80
Width	mm	650	650		650	650	670	720	910	900
Depth	mm	730	700	710	730	720	710	740	910	
Height	mm	1720	1810	1820	1720	1910	1910	1980	2060	2060
Weight	kg	125	150	156	150	175	177	190	325	
Version with sound enclosure										
Sound pressure level ³⁾	dB(A)	67	69	68	64	67	68	68	70	72
Width	mm	810	920		810	920		920	1090	
Depth	mm	640	640		650	650		730	910	
Height	mm	1920	1990		1920	1990		2060	2140	
Weight	kg	160	230	235	200	250	258	313	395	400

¹⁾ Flow rate measured as per ISO 1217
²⁾ Power supply: 400 V, 3 Ph, 50 Hz
³⁾ Sound pressure level as per ISO 2151 and basic standard ISO 9614-2; operation at maximum working pressure; tolerance: ± 3 dB(A)
^{†)} With ZUA type examination, therefore testing by central inspection body (e.g. TÜV, Dekra, Lloyd) not required

More compressed air for less energy

The world is our home

As one of the world's largest manufacturers of compressors, blowers and compressed air systems, KAESER KOMPRESSOREN is represented throughout the world by a comprehensive network of wholly owned subsidiaries and authorised distribution partners in over 140 countries.

By offering innovative, efficient and reliable products and services, KAESER KOMPRESSOREN's experienced consultants and engineers work in close partnership with customers to enhance their competitive edge and to develop progressive system concepts that continuously push the boundaries of performance and technology. Moreover, decades of knowledge and expertise from this industry-leading systems provider are made available to each and every customer via the KAESER group's advanced global IT network.

These advantages, coupled with KAESER's worldwide service organisation, ensure that every product operates at the peak of its performance at all times, providing optimal efficiency and maximum availability.



PT INDO KOMPRESIGMA

Jl Outer Ring Road No. 65 – Kembangan Utara

Jakarta 11610 – Indonesia

Tel: 62-21-2951 8888 – Fax: 62-21-2951 0000

E-mail: info_jkt@kaeserindo.com – www.kaeser.com