

KAESER
COMPRESSORS®




MOBILAIR® Range for non-regulated markets

Portable compressors with the world-renowned SIGMA PROFILE ⚙️
Delivery volume 1.2 to 48.1 m³/min

www.kaeser.com


Alternative drives

Model			M 13	M 17	e-power M 13E
Flow rate at working pressure	7 bar	m³/min	1.2	1.6	1.25
	100 psi	cfm	42	57	44
	10 bar	m³/min	1.0	-	1.0
	145 psi	cfm	35		35
	13 bar	m³/min	0.85	-	0.85
	175 psi	cfm	30		30
	15 bar	m³/min	-	1.0	0.75
	200 psi	cfm		35	27
Engine / motor			Honda GX 630	Honda GX 630	Siemens
Rated engine / motor power		kW	15.5	15.5	7.5
Compressed air treatment			○	○	○



Compact machines

Model							e-power		
		M 20	M 27	M 31	M 50	M 27E	M 31E	M 50E	
Flow rate at working pressure	7 bar	m³/min	2.0	2.6	3.15	5.0	2.6	3.15	5.0
	100 psi	cfm	71	92	110	180	92	110	180
	10 bar	m³/min	-	2.1	2.6	-	-	2.6	3.8
	145 psi	cfm		74	92			92	135
	12 bar	m³/min	-	1.9	2.3	-	-	2.3	-
	175 psi	cfm		67	81			81	-
	14 bar	m³/min	-	1.6	1.9	-	-	1.9	-
	200 psi	cfm		57	67			67	-
Engine / motor		Kubota D722	Kubota D1105	Kubota D1105T	Kubota V1505T	Siemens	Siemens	Siemens	
Rated engine / motor power		kW	14.7	18.2	23.7	32.5	15	22	25
Compressed air treatment			○	○	○	○	○	○	
Generator option		kVA	-	6.5	6.5	-	-	-	




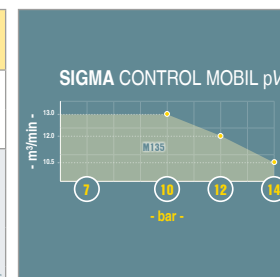
Maximum versatility

Model			M 57	M 57utility	M 70	M 100
Flow rate at working pressure	7 bar	m³/min	5.6	5.4	7.0	10.6
	100 psi	cfm	200	190	250	375
	10 bar	m³/min	-	4.7	5.4	8.5
	145 psi	cfm		165	190	300
	12 bar	m³/min	-	-	-	7.2
	175 psi	cfm				255
	14 bar	m³/min	-	-	-	6.4
	200 psi	cfm				225
Engine			Kubota V2403	Kubota V2403	Kubota V2003T	Kubota V3800 Di-T
Rated engine power		kW	36	36	43.3	71.7
Compressed air treatment			-	○	○	○
Generator option		kVA	-	-	-	8.5 / 13



Power packages


Model			M 120	M 135
Flow rate at working pressure	8.6 bar	m ³ /min	12.2	-
	125 psi	cfm	430	
	10 bar	m ³ /min	11.6	13.0
	145 psi	cfm	410	460
	12 bar	m ³ /min	-	12.0
	175 psi	cfm	-	425
	14 bar	m ³ /min	10.2	10.5
	200 psi	cfm	360	370
Engine			Cummins QSF 3.8	Deutz TCD 2013 L04
Rated engine power		kW	97	122
Compressed air treatment			○	○
Generator option		kVA	-	-



P-EX025 EID Specifications subject to change without notice. /24

Large compressors

					e-power	
Model			M 235	M 450	M 250E	M 255E
Flow rate at working pressure	8.6 bar	m ³ /min	23.3	48.1	25.0	-
	125 psi	cfm	825	1700	885	
	10 bar	m ³ /min	22.6	44.6	20.4	24.7
	145 psi	cfm	800	1575	720	875
	12 bar	m ³ /min	19.8	-	-	19.9
	175 psi	cfm	700			705
	14 bar	m ³ /min	18.1	37.7	16.2	-
	200 psi	cfm	640	1330	570	
Engine / motor			Cummins QSB 6.7	Mercedes-Benz OM 460 LA	Siemens	Siemens
Rated engine / motor power		kW	201	348	132	160
Compressed air treatment			○	○	○	○



PT INDO KOMPRESIGMA

Jl Outer Ring Road No. 65 – Kembangan Utara
 Jakarta 11610 – Indonesia
 Tel: 62-21-2951 8888 – Fax: 62-21-2951 0000
 E-mail: info_jkt@kaeserindo.com – www.kaeser.com